



www.lymphomaped.com



SEPTEMBER 12-13TH, 2025

Palais de l'Europe
Menton, France



10th
INTERNATIONAL
workshop on PET

In Lymphoma
and Myeloma

01






Conference Essentials



Address: Palais de l'Europe,
8 avenue Boyer, 06500 Menton, France;

Registration: www.lymphomapet.com

Organizing Committee

-  Sally Barrington
sally.barrington@kcl.ac.uk
-  Irène Buvat
irene.buvat@u-psud.fr
-  Anne-Ségolène Cottereau
annesegolene.cottereau@aphp.fr
-  Andrea Gallamini
andreagallamini@gmail.com
-  Catherine Thieblemont
catherine.thieblemont@aphp.fr

Agenda

for the conference

Friday
September 12 | 2025

Morning



07:30

Poster set-up

08:30 - 10:00

Session I: Prognostic indices (1h30)

Incorporating **clinical, radiomic and molecular** biomarkers in lymphoma -
recommendations and conclusions

10:00 - 11:00

Coffee break / poster walking

11:00 - 12:30

Session II: Myeloma (1h30)

F. Kraeber-Bodéré (FR), C. Nanni (IT)

- **Prognostic value** of **FDG-PET-CT** at **baseline** and **after therapy** and recommendations – N. Withofs (BE)
- Added prognostic value of **functional volume** and **radiomics** – T. Carlier (FR)
- Interest of combining **PET** with **functional MRI** in **smoldering** and **symptomatic MM** – B. Jamet (FR)
- PET at the era of **new immunotherapeutics** in particular **CAR-T cells** in MM – M. Garcia-Velloso (SP) and L.Vercellino (FR)

Discussion (15min)

12:30 - 14:00

Lunch / poster walking

Agenda

for the conference



Friday

September 12 | 2025

Afternoon

14:00 - 15:45

Session III: Beyond FDG (2h)

New targets

- **CD4/CD8** – S T. Lee (AU) (10m)
- **CD30** – B. Collin (FR) (10m)
- **Theranostic applications** – K. Hermann (DE) (20m): Preclinical developments for cell tracking
- **Cell tracking using novel PET tracers** – R. Torres Martin de Rosales (UK) (20m)
- D. Vugts (NL) (20m)

Discussion (20m)

15:45 - 16:15

Coffee break / poster walking

16:15 - 17:30

Session IV: New technologies (1h)

Applications in lymphoma

How to integrate newer technologies in clinical trials and in clinical practice

- **Total body PET, physics perspective** – Ronald Boellaard (NL) (15m)
- **Total body PET, nuclear medicine physician perspective** – Annika Loft (DK) (15m)
- **Total body PET, dynamic imaging in lymphoma for better disease characterisation** – Lars Gormsen (DK) (15m)
- **Integrating new technologies for clinical trials KCL Total body PET perspective** – David Lilburn and Alyss Harman (UK) (15m)

Discussion (15m)

19:30

Conference Dinner for all attendees

Agenda

for the conference

Saturday
September 13 | 2025

Morning



08:30 - 10:00

Session V: AI applications (1h30)

Applications of AI in **lymphoma and myeloma**

- M. Mayerhoefer (US) (20m)
- S. Jemaa (US) (20m)
- T. Bradshaw (US) (20m)

Integration of **multimodal data** using AI – C. Sarkozy (FR) (20m)

Discussion (10m)

10:00 - 10:30

Coffee break

10:30 - 12:30

Poster discussion and Alberto Biggi award for best poster (2h)

Summary of the poster and oral presentations:

- U. Duhrsen (DE)
- T. Vander Borght (BE)
- L. Kostakoglu (US)
- A. Versari (IT)

Alberto Biggi award – A. Gallamini (FR)

12:30 - 13:45

Lunch

Agenda

for the conference

Saturday
September 13 | 2025

Afternoon



13:45 - 14:30

Session VI: Update from Lugano (45m)

- **Clinical perspective** – E. Zucca (CH) (15m)
- **Imaging perspective** – A.S. Cottureau (FR) (15m)

Discussion (15m)

14:30 - 16:00

Session VII: Clinical trials incorporating PET (1h30)

- **RADICAL trial (DLBCL)** – Dr. M. Wilson (UK)
- **RAFTING trial (HL)** – A. Gallamini (FR)
- **CARMOD trial (CAR T cell)** – C. Thieblemont (FR)
- **PIMENTO trial (MZL)** – L. Ceriani (CH)
- **FOLL 12 and FOLL 19 trials (FL)** – S. Luminari (IT)

Discussion (15m)

16:00 - 16:15

Meeting perspectives and conclusions

16:15 - 17:00

Farewell drink



▮ Thank you!



Palais de l'Europe
8 avenue Boyer, 06500 Menton, France
+33 4 92 41 76 50
www.lymphomapet.com